

# Guidelines for Proper Disposal of Household Medication

New Jersey Department of Environmental Protection



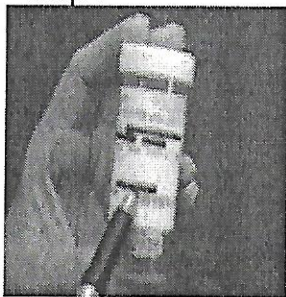
Over the counter and prescription medications should not be disposed down the drain because wastewater treatment facilities are not designed to remove pharmaceutical compounds and they may end up in your local waterways, and may eventually be found in drinking water. Properly disposing of unwanted and expired prescriptions and over-the-counter medications in the trash promotes a healthy aquatic environment and prevents accidental poisoning and intentional abuse.

## 4 STEPS FOR PROPER DISPOSAL

1. **Keep medicine in original container. Mark out personal information on prescription bottles.**
2. **Mix liquid medicine with undesirable substances like coffee grinds, cat litter, or dirt. Dilute pills with water, then add coffee grinds, cat litter, or dirt.**
3. **Place bottles in an opaque container, like a yogurt container, and secure lid; or wrap in a dark colored plastic bag.**
4. **Hide the container in the trash. Do NOT recycle.**


Improper disposal in your trash allows others to divert the substance and consume medication that was not prescribed to them.

Step 1



Mark out personal information

Step 2




Mix with water and coffee grinds, cat litter, or dirt

Step 3



Place in opaque container

Step 4



Hide in the trash

**Do NOT dispose of medication down the drain or toilet.**

*Prevent water pollution, Promote a healthy environment, Properly dispose of your unneeded and expired medication.*

**Do NOT keep excess or expired medication around the home.**

**For More Information Contact:**  
DEP Solid & Hazardous Waste Program  
(609) 633-1418

**For proper disposal of household sharps visit:**  
<http://www.state.nj.us/health/eoh/phss/syringe.pdf>

**Or call 609-984-6620**